
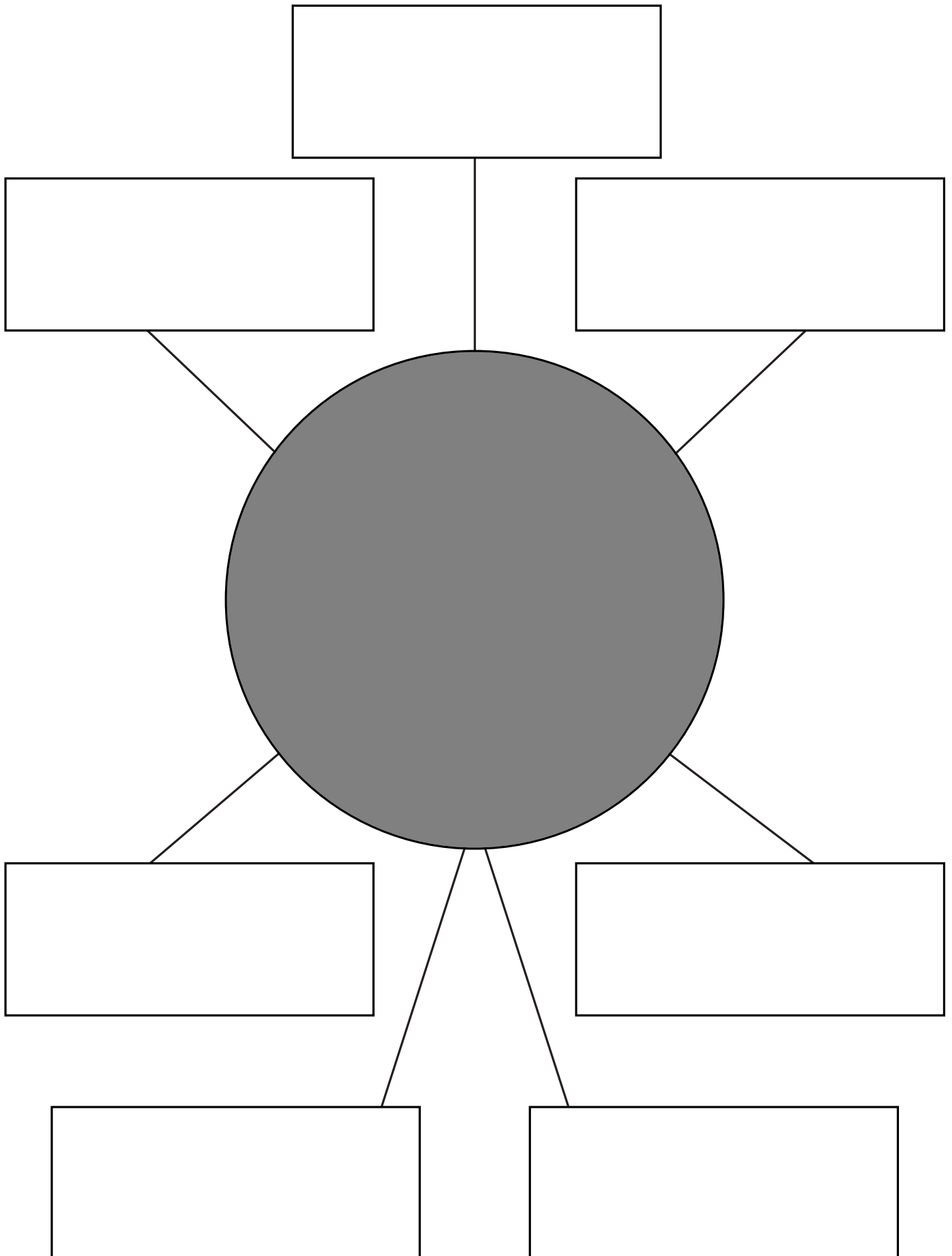


# Planning a Party



# Party parts



# How to make an invitation

You will need: \_\_\_\_\_

\_\_\_\_\_

\_\_\_\_\_

\_\_\_\_\_

\_\_\_\_\_

Instructions:

\_\_\_\_\_

\_\_\_\_\_

\_\_\_\_\_

\_\_\_\_\_

\_\_\_\_\_

\_\_\_\_\_

\_\_\_\_\_

\_\_\_\_\_

---

---

---

---

---

---

---

---

Stick a card here





# How to apply face paints

## Step 1

---


---

---

---

---

---



## Step 2

---


---

---

---

---

---



## Step 3


---

---

---

---

---




## Step 4

---

---

---

---



# How to make a mask

You will need: \_\_\_\_\_  
\_\_\_\_\_  
\_\_\_\_\_  
\_\_\_\_\_  
\_\_\_\_\_

Stick a mask here



# Party food

## *Menu*





Copies of this document can be obtained from:  
DfES Publications  
Tel 0845 60 222 60  
Fax 0845 60 333 60  
Textphone 0845 60 555 60  
e-mail [dfes@prolog.uk.com](mailto:dfes@prolog.uk.com)

Ref: DfES 0537/2002

© Crown copyright 2002

Produced by the Department for Education and Skills

Extracts from this material may be reproduced  
for non-commercial or training purposes  
on condition that the source is acknowledged.

[www.standards.dfes.gov.uk/keystage3](http://www.standards.dfes.gov.uk/keystage3)

[www.dfes.gov.uk](http://www.dfes.gov.uk)

department for  
**education and skills**

